

Versatile solutions for business

Print, copy & scan guide



EPSON

Contents

The benefits of Heat-Free printing technology	3-4
Business as usual is the new normal	5
Business imaging solutions	6-7
DURABrite Ultra Ink and DURABrite Pro Ink	8
Business inkjet product overview	9
Business inkjet printers	
■ WorkForce Enterprise A3 AM-C4000, AM-C5000, AM-C6000, AM-M5500, WF-C20750, WF-C21000, WF-M21000	10-11
■ WorkForce Enterprise A4 AM-C400, AM-C550, AM-C550Z	12
■ WorkForce Pro A3 & A4 EM-C8100, EM-C8101 EM-C800, EP-C800	13
■ WorkForce Pro A4 colour & mono WF-C5390, WF-C5890 WF-M5399, WF-M5899	14-15
Document scanners	16-17
Effortless integration and sharing	18
■ A4 Mobile ES-50, ES-60W	19
■ A4 Compact ES-C320W, ES-C380W	20
■ A4 Sheetfed DS-530II, DS-570II, DS-790WN	21
■ A4 & A3 Sheetfed DS-970, RR-600W, DS-32000	22
■ A4 & A3 Flatbed DS-1630, DS-70000, Expression 13000XL	23

The benefits of Heat-Free printing technology



Save time with consistent high-speed printing

Heat-Free printing technology requires no heat to warm up when it is switched on or awoken from sleep. This means printing starts immediately.



Less power consumption saves energy and money

Heat-Free printing technology uses less power because it does not use heat to warm up. As inkjets have no fuser unit to heat, this results in significantly less energy consumption.



Fewer replacement parts, lower environmental impact

Laser printers typically have more consumables and require periodic replacement of the drum, transfer belt and fuser in many cases. Thanks to Heat-Free printing technology, our inkjet printers use fewer parts that need replacing.



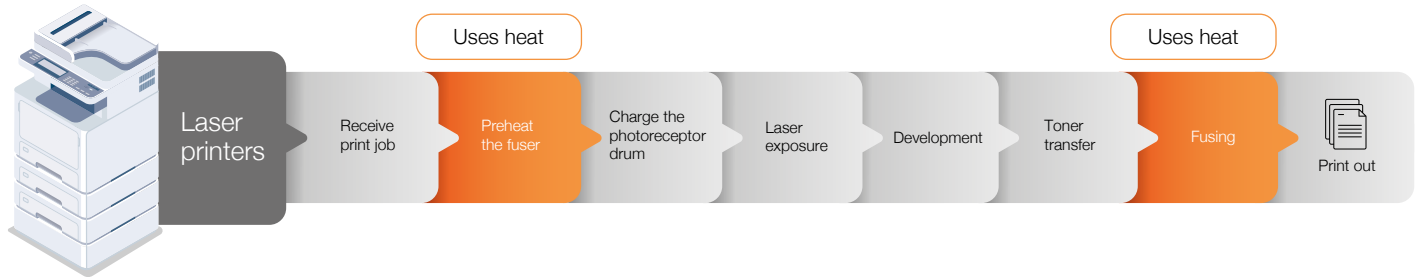
Less intervention increases productivity

The Heat-Free structure of Epson inkjet printers means that there are fewer parts that can fail, which reduces the amount of intervention required.



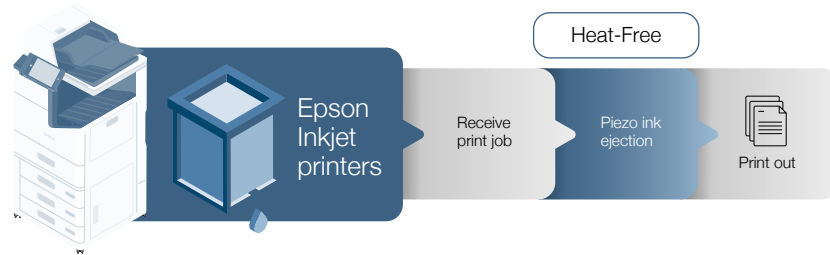
Laser printing process

Typically this is a complex process involving separate stages. It requires preheating the fuser, and again uses heat to fuse the toner to the paper.



Inkjet printing process

This method is comprised of only three stages to achieve a printout.



Business as usual is the new normal

Epson offers professional and affordable solutions for remote workers and enables safe social distancing in office spaces.

Flexible solutions for every space

Epson's wide range of innovative and easy-to-use multi-function printers allow users to remain productive without compromise. Enable safe social distancing in the workplace and work with ease at home.

Making the most of printer fleets

Navigating the challenges of social distancing in the office environment is made easier with Epson printer fleets. A fleet of decentralised desktop A4 printers and multi-function devices will help create a safer workplace. Not only will this reduce touchpoints between staff, it could also improve employee productivity, with less waiting time for prints to be delivered. The management and monitoring of those devices is simplified with Epson Device Admin. Service partners benefit from Epson Remote Services to remotely analyse the potential issues, and therefore provide a faster service, maximising device uptime.

Where centralised printing zones are required in the office, Epson has simple and smart software solutions that will instantly make the workplace a safer space. Epson Print Admin and Pull Print features only allow prints to be released from the print queue once the sender is physically there to retrieve them, limiting pages left in the print tray that others handle and search through.

Plus, you can set up contactless printing. Simply swipe an ID card to the release process and remove the need to touch the printer.



Business imaging solutions

Discover how Epson and its partner solutions take advantage of our printers to meet the needs of businesses from SMBs to large enterprises, and can be adapted to suit vertical market needs.

Fleet management



Epson Device Admin (EDA)

Control, analyse and manage your printer fleet centrally from one intuitive interface; designed to increase productivity, reduce costs and ensure maximum security.

Remote service and support



Epson Remote Services (ERS)

Epson's cloud-based device monitoring and management system helps your service provider to perform accurate remote diagnosis without compromising on the security. Arm service technicians with the information they need to achieve higher first fix rates and increase your device uptime.



ERS embedded agent

Benefit from the added value of ERS in combination with the embedded agent for a seamless setup and use.

Mobile and cloud printing



Mobile and cloud printing

Turn your tablet or smartphone into a powerful office assistant. Epson's mobile and cloud printing services allow you to print and scan from your smartphone and tablet – in the office and on the go.

Workflow and security



Epson Print Admin (EPA)

Boost productivity and monitor print usage via a server-based solution that creates a secure printing, scanning and copying environment through user-authentication.



Epson Print Admin Serverless (EPA Serverless)

Seamlessly integrate devices into your security and compliance rules and regulations, without the burden of maintaining a server system.



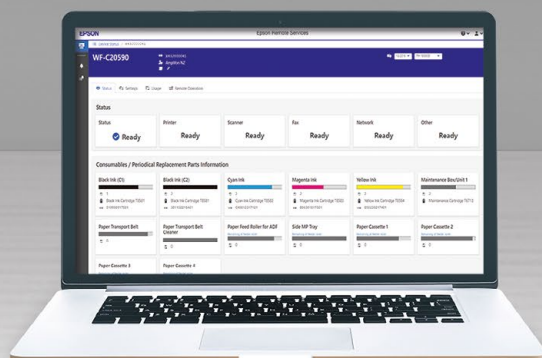
Document Capture Pro (DCP)

Scan, save and share information easily. Advanced features for naming, separating and routing documents makes scanning simple and logical.



Document Capture Pro Server (DCPS)

For our multi-function devices, with Document Capture Pro Server, administrators can manage push scan functions without installing software on individual computers.



DURABrite Ultra Ink and DURABrite Pro Ink

Epson's business inkjet printers use high-quality – ISO 11798:2000 certified¹ – DURABrite Ultra Ink and DURABrite Pro Ink that deliver business-quality prints that are water, smudge and highlighter resistant. With printing costs being a big concern for any business, Epson also offers a choice of cartridge sizes and delivery systems, designed to suit the way you print.



Business quality documents

Sharp text and graphics on plain paper.

Perfect prints

Enhance printed materials with high-quality graphics.

More choice

Print on a wide range of paper, including high-impact colour on glossy media.



Business inkjet product overview



WorkForce Enterprise: Fast and efficient

Print high-quality documents, envelopes and labels at up to superfast 100 ppm speeds with these reliable and extremely low-power departmental colour and mono A3 business multi-function devices (MFDs).



WorkForce Pro A3: High-yield printing

Discover our replaceable ink pack system (RIPS) technology for super high-yield printing with minimal waste.



WorkForce Pro A4: Less waste

Epson's latest A4 replaceable ink pack system (RIPS) products offer exceptionally high-ink yields, low total cost of ownership (TCO) and a low environmental impact.



WorkForce Pro A4 colour: Low environmental impact





Reliable, connected and flexible, our WorkForce Pro business printers boost productivity and deliver low energy consumption and fast speeds.






WorkForce Pro A4 mono: Packed with features

Feature-rich A4 mono printers with duplex printing, Ethernet connectivity and fast print speeds.




BUSINESS INKJET PRINTER RANGE





Model name	WorkForce Enterprise A3			
	AM-C4000 	AM-C5000 	AM-C6000 	AM-M5500 
Functions	Multi-function (print, scan, copy & fax ²)	Multi-function (print, scan, copy & fax ²)	Multi-function (print, scan, copy & fax ²)	Multi-function (print, scan, copy & fax ²)
First page out print	6 sec mono / colour	5.1 sec mono / colour	4.5 sec mono / colour	4.8 sec mono
Print speed (ISO)	40 ppm mono / colour	50 ppm mono / colour	60 ppm mono / colour	55 ppm mono
Print resolution (maximum)	600 x 2400 dpi	600 x 2400 dpi	600 x 2400 dpi	600 x 2400 dpi
PCL & PostScript compatible	Yes	Yes	Yes	Yes
Print from USB	Yes (PDF / TIFF / JPEG)	Yes (PDF / TIFF / JPEG)	Yes (PDF / TIFF / JPEG)	Yes (PDF / TIFF / JPEG)
Scan speed (ISO)	60 ipm (simplex) 120 ipm (duplex)	60 ipm (simplex) 120 ipm (duplex)	60 ipm (simplex) 120 ipm (duplex)	70 ipm (simplex) 140 ipm (duplex)
Scan resolution (maximum)	600 x 1200 dpi	600 x 1200 dpi	600 x 1200 dpi	600 x 1200 dpi
Scan functions	Email, FTP, Network folders, Microsoft SharePoint®, USB Memory Device and Cloud services (Microsoft SharePoint Online, OneDrive, OneNote, Google Drive and Dropbox) with Epson Document Capture Pro	Email, FTP, Network folders, Microsoft SharePoint®, USB Memory Device and Cloud services (Microsoft SharePoint Online, OneDrive, OneNote, Google Drive and Dropbox) with Epson Document Capture Pro	Email, FTP, Network folders, Microsoft SharePoint®, USB Memory Device and Cloud services (Microsoft SharePoint Online, OneDrive, OneNote, Google Drive and Dropbox) with Epson Document Capture Pro	Email, FTP, Network folders, Microsoft SharePoint®, USB Memory Device and Cloud services (Microsoft SharePoint Online, OneDrive, OneNote, Google Drive and Dropbox) with Epson Document Capture Pro
Copy speed (ISO)	40 ipm mono / colour	50 ipm mono / colour	60 ipm mono / colour	55 ipm mono
Zoom ratio	25 - 400%	25 - 400%	25 - 400%	25 - 400%
Copy resolution (maximum)	600 x 1200 dpi	600 x 1200 dpi	600 x 1200 dpi	600 x 1200 dpi
Fax ² transmission speed	Up to 33.6 kbps	Up to 33.6 kbps	Up to 33.6 kbps	Up to 33.6 kbps
Fax ² memory	6 MB / 550 pages	6 MB / 550 pages	6 MB / 550 pages	6 MB / 550 pages
Mobile and cloud printing	Epson Connect (Epson iPrint Mobile app, Email Print, Remote Print Driver, Scan-to-Cloud)	Epson Connect (Epson iPrint Mobile app, Email Print, Remote Print Driver, Scan-to-Cloud)	Epson Connect (Epson iPrint Mobile app, Email Print, Remote Print Driver, Scan-to-Cloud)	Epson Connect (Epson iPrint Mobile app, Email Print, Remote Print Driver, Scan-to-Cloud)
Compatible Epson solutions	Epson Print Admin, Epson Print Admin Serverless, Epson Open Platform, Document Capture Pro, Document Capture Pro Server, Document Capture for Mac, Epson Remote Services, ERS embedded agent, Epson Device Admin	Epson Print Admin, Epson Print Admin Serverless, Epson Open Platform, Document Capture Pro, Document Capture Pro Server, Document Capture for Mac, Epson Remote Services, ERS embedded agent, Epson Device Admin	Epson Print Admin, Epson Print Admin Serverless, Epson Open Platform, Document Capture Pro, Document Capture Pro Server, Document Capture for Mac, Epson Remote Services, ERS embedded agent, Epson Device Admin	Epson Print Admin, Epson Print Admin Serverless, Epson Open Platform, Document Capture Pro, Document Capture Pro Server, Document Capture for Mac, Epson Remote Services, ERS embedded agent, Epson Device Admin
Interfaces	Wired Network (10Base-T / 100Base-TX / 1000Base-T), Wireless Network (optional), USB (USB 3.2, Gen 1x1 Type B, USB 2.0 Type A, Internal USB 2.0 Type A for Card Reader)	Wired Network (10Base-T / 100Base-TX / 1000Base-T), Wireless Network (optional), USB (USB 3.2, Gen 1x1 Type B, USB 2.0 Type A, Internal USB 2.0 Type A for Card Reader)	Wired Network (10Base-T / 100Base-TX / 1000Base-T), Wireless Network (optional), USB (USB 3.2, Gen 1x1 Type B, USB 2.0 Type A, Internal USB 2.0 Type A for Card Reader)	Wired Network (10Base-T / 100Base-TX / 1000Base-T), Wireless Network (optional), USB (USB 3.2, Gen 1x1 Type B, USB 2.0 Type A, Internal USB 2.0 Type A for Card Reader)
Plain paper size	A3, A4, A5, B6, B5, B4, Letter, Executive, C5 (Envelope), User defined	A3, A4, A5, B6, B5, B4, Letter, Executive, C5 (Envelope), User defined	A3, A4, A5, B6, B5, B4, Letter, Executive, C5 (Envelope), User defined	A3, A4, A5, B6, B5, B4, Letter, Executive, C5 (Envelope), User defined
Paper capacity	Standard: 1,150 sheets (500 sheets per tray + 150 MP tray) Max: 5,150 sheets	Standard: 1,150 sheets (500 sheets per tray + 150 MP tray) Max: 5,150 sheets	Standard: 1,150 sheets (500 sheets per tray + 150 MP tray) Max: 5,150 sheets	Standard: 1,150 sheets (500 sheets per tray + 150 MP tray) Max: 5,150 sheets
LCD display	25.7 cm colour touchscreen	25.7 cm colour touchscreen	25.7 cm colour touchscreen	25.7 cm colour touchscreen
Power consumption operating / ready / sleep / power off	115 W (standalone copying, ISO/IEC 24712 pattern), 1 W (sleep mode), 46 W (ready), 0.1 W (power off), TEC 0.22 kWh/week	115 W (standalone copying, ISO/IEC 24712 pattern), 1 W (sleep mode), 46 W (ready), 0.1 W (power off), TEC 0.23 kWh/week	115 W (standalone copying, ISO/IEC 24712 pattern), 1 W (sleep mode), 46 W (ready), 0.1 W (power off), TEC 0.25 kWh/week	96 W (standalone copying, ISO/IEC 24712 pattern), 0.9 W (sleep mode), 46 W (ready), 0.1 W (power off), TEC 0.22 kWh/week
Dimensions (W x D x H)	555 x 620 x 963 mm	555 x 620 x 963 mm	555 x 620 x 963 mm	555 x 620 x 963 mm
Weight	99.4 kg	99.4 kg	99.4 kg	99.4 kg



WorkForce Enterprise A3



	WF-C20750 	WF-C21000 	WF-M21000 
Model name			
Functions	Multi-function (print, scan, copy & fax ²)	Multi-function (print, scan, copy & fax ²)	Multi-function (print, scan, copy & fax ²)
First page out print	7 sec mono / colour	6.2 sec mono / colour	6.2 sec mono
Print speed (ISO)	75 ppm mono / colour	100 ppm mono / colour	100 ppm mono
Print resolution (maximum)	600 x 2400 dpi	600 x 2400 dpi	600 x 2400 dpi
PCL & PostScript compatible	Yes	Yes	Yes
Print from USB	Yes (PDF / TIFF / JPEG)	Yes (PDF / TIFF / JPEG)	Yes (PDF / TIFF / JPEG)
Scan speed (ISO)	60 ipm (simplex) 110 ipm (duplex)	60 ipm (simplex) 110 ipm (duplex)	60 ipm (simplex) 110 ipm (duplex)
Scan resolution (maximum)	600 x 600 dpi	600 x 600 dpi	600 x 600 dpi
Scan functions	Email, FTP, Network folders, Microsoft SharePoint®, USB Memory Device and Cloud services (Microsoft SharePoint Online, OneDrive, OneNote, Google Drive and Dropbox) with Epson Document Capture Pro	Email, FTP, Network folders, Microsoft SharePoint®, USB Memory Device and Cloud services (Microsoft SharePoint Online, OneDrive, OneNote, Google Drive and Dropbox) with Epson Document Capture Pro	Email, FTP, Network folders, Microsoft SharePoint®, USB Memory Device and Cloud services (Microsoft SharePoint Online, OneDrive, OneNote, Google Drive and Dropbox) with Epson Document Capture Pro
Copy speed (ISO)	75 ipm mono / colour	100 ipm mono / colour	100 ipm mono
Zoom ratio	25 - 400%	25 - 400%	25 - 400%
Copy resolution (maximum)	600 x 1200 dpi	600 x 1200 dpi	600 x 1200 dpi
Fax ² transmission speed	Up to 33.6 kbps	Up to 33.6 kbps	Up to 33.6 kbps
Fax ² memory	6 MB / 550 pages	6 MB / 550 pages	6 MB / 550 pages
Mobile and cloud printing	Epson Connect (Epson iPrint Mobile app, Email Print, Remote Print Driver, Scan-to-Cloud)	Epson Connect (Epson iPrint Mobile app, Email Print, Remote Print Driver, Scan-to-Cloud)	Epson Connect (Epson iPrint Mobile app, Email Print, Remote Print Driver, Scan-to-Cloud)
Compatible Epson solutions	Epson Print Admin, Epson Print Admin Serverless, Epson Open Platform, Document Capture Pro, Document Capture Pro Server, Document Capture for Mac, Epson Remote Services, ERS embedded agent, Epson Device Admin	Epson Print Admin, Epson Print Admin Serverless, Epson Open Platform, Document Capture Pro, Document Capture Pro Server, Document Capture for Mac, Epson Remote Services, ERS embedded agent, Epson Device Admin	Epson Print Admin, Epson Print Admin Serverless, Epson Open Platform, Document Capture Pro, Document Capture Pro Server, Document Capture for Mac, Epson Remote Services, ERS embedded agent, Epson Device Admin
Interfaces	Wired Network (10Base-T / 100Base-TX), Wireless Network, USB (High Speed USB 2.0 / USB 3.0 / USB 1.1 Type A), Wi-Fi Direct	Wired Network (10Base-T / 100Base-TX), Wireless Network, USB (High Speed USB 2.0 / USB 3.0 / USB 1.1 Type A), Wi-Fi Direct	Wired Network (10Base-T / 100Base-TX), Wireless Network, USB (High Speed USB 2.0 / USB 3.0 / USB 1.1 Type A), Wi-Fi Direct
Plain paper size	SRA3, A3, A4, Postcard, A3+, A5, A6, B4, B5, B6, C4 (Envelope), C5 (Envelope), C6 (Envelope), DL (Envelope), Executive, Letter, Legal, HLT, No. 10 (Envelope), User defined	SRA3, A3, A4, Postcard, A3+, A5, A6, B4, B5, B6, C4 (Envelope), C5 (Envelope), C6 (Envelope), DL (Envelope), Executive, Letter, Legal, HLT, No. 10 (Envelope), User defined	SRA3, A3, A4, Postcard, A3+, A5, A6, B4, B5, B6, C4 (Envelope), C5 (Envelope), C6 (Envelope), DL (Envelope), Executive, Letter, Legal, HLT, No. 10 (Envelope), User defined
Paper capacity	Standard: 2,350 sheets (550 sheets per tray + 150 MP tray) Max: 5,350 sheets	Standard: 2,350 sheets (550 sheets per tray + 150 MP tray) Max: 5,350 sheets	Standard: 2,350 sheets (550 sheets per tray + 150 MP tray) Max: 5,350 sheets
LCD display	22.7 cm colour touchscreen	22.7 cm colour touchscreen	22.7 cm colour touchscreen
Power consumption operating / ready / sleep / power off	160 W (standalone copying, ISO/IEC 24712 pattern), 1.1 W (sleep mode), 76 W (ready), 0.1 W (power off), TEC 0.34 kWh/week	170 W (standalone copying, ISO/IEC 24712 pattern), 1.1 W (sleep mode), 76 W (ready), 0.1 W (power off), TEC 0.4 kWh/week	170 W (standalone copying, ISO/IEC 24712 pattern), 1.1 W (sleep mode), 76 W (ready), 0.1 W (power off), TEC 0.4 kWh/week
Dimensions (W x D x H)	674 x 757 x 1,243 mm	674 x 757 x 1,243 mm	674 x 757 x 1,243 mm
Weight	177.1 kg	177.1 kg	177.1 kg

WorkForce Enterprise A4

Model name	AM-C400 	AM-C550 	AM-C550Z 
Functions	Multi-function (print, scan, copy & fax ²)	Multi-function (print, scan, copy & fax ²)	Multi-function (print, scan, copy & fax ²)
First page out print	6.4 sec mono / colour	5.9 sec mono / colour	7.1 sec mono / colour
Print speed (ISO)	40 ppm	55 ppm	55 ppm
Print resolution (maximum)	600 x 1200 dpi	600 x 1200 dpi	600 x 1200 dpi
PCL & PostScript compatible	Yes	Yes	Yes
Print from USB	Yes (PDF / TIFF / JPG)	Yes (PDF / TIFF / JPG)	Yes (PDF / TIFF / JPG)
Scan speed (ISO)	50 ipm (simplex) 100 ipm (duplex)	50 ipm (simplex) 100 ipm (duplex)	50 ipm (simplex) 100 ipm (duplex)
Scan resolution (maximum)	600 x 1200 dpi	600 x 1200 dpi	600 x 1200 dpi
Scan functions	Email, FTP, Network folders, Computer (Epson Document Capture Pro), USB Memory Device	Email, FTP, Network folders, Computer (Epson Document Capture Pro), USB Memory Device	Email, FTP, Network folders, Computer (Epson Document Capture Pro), USB Memory Device
Copy speed (ISO)	40 ipm mono / colour	55 ipm mono / colour	55 ipm mono / colour
Zoom ratio	25 - 400%	25 - 400%	25 - 400%
Copy resolution (maximum)	600 x 1200 dpi	600 x 1200 dpi	600 x 1200 dpi
Fax ² transmission speed	Up to 33.6 kbps	Up to 33.6 kbps	Up to 33.6 kbps
Fax ² memory	6 MB / 550 pages	6 MB / 550 pages	6 MB / 550 pages
Stack capacity	-	-	300 sheets
Stapling capacity	-	-	50 sheets
Stapling position	-	-	Left and right corner, 2 positions (SEF only)
Mobile and cloud printing	Epson iPRINT, Email Print, Remote Print Driver, Scan to Cloud	Epson iPRINT, Email Print, Remote Print Driver, Scan to Cloud	Epson iPRINT, Email Print, Remote Print Driver, Scan to Cloud
Compatible Epson solutions	Epson Print Admin, Epson Print Admin Serverless, Epson Open Platform, Document Capture Pro, Document Capture Pro Server, Epson Remote Services, ERS embedded agent, Epson Device Admin	Epson Print Admin, Epson Print Admin Serverless, Epson Open Platform, Document Capture Pro, Document Capture Pro Server, Epson Remote Services, ERS embedded agent, Epson Device Admin	Epson Print Admin, Epson Print Admin Serverless, Epson Open Platform, Document Capture Pro, Document Capture Pro Server, Epson Remote Services, ERS embedded agent, Epson Device Admin
Interfaces	Wired Network (10Base-T / 100Base-T / 1000Base-T), Wireless Network, USB (USB 3.2, Gen 1x1 Type B, USB 2.0 Type A, Internal USB 2.0 Type A for Card Reader)	Wired Network (10Base-T / 100Base-T / 1000Base-T), Wireless Network, USB (USB 3.2, Gen 1x1 Type B, USB 2.0 Type A, Internal USB 2.0 Type A for Card Reader)	Wired Network (10Base-T / 100Base-T / 1000Base-T), Wireless Network, USB (USB 3.2, Gen 1x1 Type B, USB 2.0 Type A, Internal USB 2.0 Type A for Card Reader)
Plain paper size	Standard cassettes: up to Letter (215.9 x 279.4 mm) Multi-purpose tray: up to Legal (215.9 x 355.6 mm)	Standard cassettes: up to Letter (215.9 x 279.4 mm) Multi-purpose tray: up to Legal (215.9 x 355.6 mm)	Standard cassettes: up to Letter (215.9 x 279.4 mm) Multi-purpose tray: up to Legal (215.9 x 355.6 mm)
Paper capacity	2100 sheets (500 sheets per tray + 100 MP tray)	2100 sheets (500 sheets per tray + 100 MP tray)	2100 sheets (500 sheets per tray + 100 MP tray)
LCD display	25.7 cm colour touchscreen	25.7 cm colour touchscreen	25.7 cm colour touchscreen
Power consumption operating / ready / sleep / power off	84 W (standalone copying, ISO/IEC 24712 pattern), 0.9 W (sleep mode), 36 W (ready), 0.1 W (power off), TEC 0.19 kWh/week	86 W (standalone copying, ISO/IEC 24712 pattern), 0.9 W (sleep mode), 36 W (ready), 0.1 W (power off), TEC 0.21 kWh/week	86 W (standalone copying, ISO/IEC 24712 pattern), 0.9 W (sleep mode), 36 W (ready), 0.1 W (power off), TEC 0.21 kWh/week
Dimensions (W x D x H)	465 x 490 x 570 mm	465 x 490 x 570 mm	722 x 490 x 795 mm
Weight	56.3 kg	56.3 kg	75.4 kg

Model name	WorkForce Pro A3		WorkForce Pro A4	
	EM-C8100 	EM-C8101 	EP-C800 	EM-C800 
Functions	Multi-function (print, scan, copy & fax)	Multi-function (print, scan, copy & fax)	Single-function (print)	Multi-function (print, scan, copy & fax)
First page out print	5.5 sec mono / colour	5.5 sec mono / colour	4.8 sec mono / 5.3 sec colour	4.8 sec mono / 5.3 sec colour
Print speed (ISO)	25 ppm mono / 24 ppm colour	26 ppm mono / 25 ppm colour	24 ppm mono / colour	24 ppm mono / colour
Print resolution (maximum)	4800 x 1200 dpi	4800 x 1200 dpi	4800 x 1200 dpi	4800 x 1200 dpi
PCL & PostScript compatible	Yes	Yes	Yes	Yes
Print from USB	Yes (PDF / TIFF / JPEG)	Yes (PDF / TIFF / JPEG)	-	Yes (PDF / TIFF / JPEG)
Scan speed (ISO)	25 ipm (simplex) 45 ipm (duplex)	60 ipm (simplex) 110 ipm (duplex)	-	30 ipm (simplex) 60 ipm (duplex)
Scan resolution (maximum)	1200 x 2400 dpi	1200 x 2400 dpi	-	1200 x 2400 dpi
Scan functions	Email, FTP, Network folders, Microsoft SharePoint®, USB Memory Device and Cloud services (Microsoft SharePoint Online, OneDrive, OneNote, Google Drive and Dropbox) with Epson Document Capture Pro	Email, FTP, Network folders, Microsoft SharePoint®, USB Memory Device and Cloud services (Microsoft SharePoint Online, OneDrive, OneNote, Google Drive and Dropbox) with Epson Document Capture Pro	-	Scan to PC via Document Capture Pro, Scan-to-Cloud, scan to email, scan to network folder, memory device, password protected PDFs
Copy speed (ISO)	22 ipm mono / 21 ipm colour	22 ipm mono / 21 ipm colour	-	22 ipm mono / colour
Zoom ratio	25 - 400%	25 - 400%	-	25 - 400%
Copy resolution (maximum)	Up to 600 x 600 dpi (optical) 600 x 1200 dpi	Up to 600 x 600 dpi (optical) 600 x 1200 dpi	-	Up to 600 x 600 dpi (optical) 600 x 1200 dpi
Fax transmission speed	Up to 33.6 kbps	Up to 33.6 kbps	-	Up to 33.6 kbps
Fax memory	6 MB / 550 pages	6 MB / 550 pages	-	6 MB / 550 pages
Mobile and cloud printing	Epson Connect (Epson iPrint Mobile app, Email Print, Remote Print Driver, Scan-to-Cloud), Apple Airprint ³	Epson Connect (Epson iPrint Mobile app, Email Print, Remote Print Driver, Scan-to-Cloud), Apple Airprint ³	Epson Connect (Epson iPrint Mobile app, Email Print, Remote Print Driver), Apple Airprint ³	Epson Connect (Epson iPrint Mobile app, Email Print, Remote Print Driver, Scan-to-Cloud), Apple Airprint ³
Compatible Epson solutions	Epson Print Admin, Epson Open Platform, Document Capture Pro, Document Capture Pro Server, Document Capture for Mac, Epson Remote Services, ERS embedded agent, Epson Device Admin	Epson Print Admin, Epson Print Admin Serverless, Epson Open Platform, Document Capture Pro, Document Capture Pro Server, Document Capture for Mac, Epson Remote Services, ERS embedded agent, Epson Device Admin	Epson Print Admin, Epson Remote Services, ERS embedded agent, Epson Device Admin	Epson Print Admin, Epson Open Platform, Document Capture Pro, Document Capture Pro Server, Document Capture for Mac, Epson Remote Services, ERS embedded agent, Epson Device Admin
Interfaces	Wired Network (10Base-T / 100Base-TX / 1000Base-T), Wireless Network, USB (High Speed USB 2.0 / USB 3.0 / USB 1.1 Type A), Wi-Fi Direct	Wired Network (10Base-T / 100Base-TX / 1000Base-T), Wireless Network, USB (High Speed USB 2.0 / USB 3.0 / USB 1.1 Type A), Wi-Fi Direct	Wired Network (10Base-T / 100Base-TX / 1000Base-T), Wireless Network, USB (USB 2.0), Wi-Fi Direct	Wired Network (10Base-T / 100Base-TX / 1000Base-T), Wireless Network, USB (USB 2.0), Wi-Fi Direct
Plain paper size	A3+, A3, A4, A5, A6, B5, C4 (Envelope), C6 (Envelope), No. 10 (Envelope), Letter, 10 x 15 cm, 13 x 18 cm, 20 x 25 cm, Legal, A3, B4, B6, C5 (Envelope), DL (Envelope), HLT, EXE, Tabloid	A3+, A3, A4, A5, A6, B5, C4 (Envelope), C6 (Envelope), No. 10 (Envelope), Letter, Legal, 10 x 15 cm, 13 x 18 cm, 20 x 25 cm, A3, B4, B6, C5 (Envelope), DL (Envelope), HLT, EXE, Tabloid	A4, A5, A6, B5, B6, C4 (Envelope), C6 (Envelope), DL (Envelope), No. 10 (Envelope), Letter, Legal, 9 x 13 cm, 10 x 15 cm, 13 x 18 cm, 16:9, HLT, EXE, User defined	A4, A5, A6, B5, B6, C4 (Envelope), C6 (Envelope), DL (Envelope), No. 10 (Envelope), Letter, Legal, 9 x 13 cm, 10 x 15 cm, 13 x 18 cm, 16:9, HLT, EXE, User defined
Paper capacity	Front: 250 sheets Rear: 85 sheets Option: 500 sheets x 3 Max: 1,835 sheets	Front: 250 sheets Rear: 85 sheets Option: 500 sheets x 3 Max: 1,835 sheets	Standard: 330 sheets (250 sheets front tray + 80 MP tray) Option: 500 sheets x 3 Max: 1,830 sheets	Standard: 330 sheets (250 sheets front tray + 80 MP tray) Option: 500 sheets x 3 Max: 1,830 sheets
LCD display	12.7 cm colour touchscreen	12.7 cm colour touchscreen	6.1 cm colour LCD	10.9 cm colour touchscreen
Power consumption operating / ready / sleep / power off	40 W (standalone copying, ISO/IEC 24712 pattern), 17 W (ready), 1.4 W (sleep mode), 0.3 W (power off), TEC 0.16 kWh/week	50 W (standalone copying, ISO/IEC 24712 pattern), 24 W (ready), 1.2 (sleep mode), 0.3 W (power off), TEC 0.23 kWh/week	1.1 W (sleep mode), 24 W (printing), 8 W (ready), 0.2 W (power off), TEC 0.18 kWh/week	30 W (standalone copying, ISO/IEC 24712 pattern), 1.1 W (sleep mode), 14 W (ready), 0.2 W (power off), TEC 0.18 kWh/week
Dimensions (W x D x H)	621 x 656 x 768 mm	621 x 751 x 837 mm	425 x 535 x 413 mm	425 x 535 x 413 mm
Weight	64.1 kg	80.5 kg	17.6 kg	21.3 kg

	WorkForce Pro A4 colour	
	WF-C5390	WF-C5890
Model name		
Functions	Single-function (print)	Multi-function (print, scan, copy & fax)
First page out print	4.8 sec mono / 5.3 sec colour	4.8 sec mono / 5.3 sec colour
Print speed (ISO)	25 ppm mono / colour	25 ppm mono / colour
Print resolution (maximum)	4800 x 1200 dpi	4800 x 1200 dpi
PCL & PostScript compatible	Yes	Yes
Print from USB	Yes (PDF / TIFF / JPEG)	Yes (PDF / TIFF / JPEG)
Scan speed (ISO)	-	24 ipm mono / colour
Scan resolution (maximum)	-	1200 x 2400 dpi
Scan functions	-	Email, FTP, Network folders, Microsoft SharePoint®, USB Memory Device and Cloud services (Microsoft SharePoint Online, OneDrive, OneNote, Google Drive and Dropbox) with Epson Document Capture Pro
Copy speed (ISO)	-	22 ipm mono / colour
Zoom ratio	-	25 - 400%
Copy resolution (maximum)	-	600 x 1200 dpi
Fax transmission speed	-	Up to 33.6 kbps
Fax memory	-	6 MB / 550 pages
Mobile and cloud printing	Epson Connect (Epson iPrint Mobile app, Email Print, Remote Print Driver), Apple AirPrint ³	Epson Connect (Epson iPrint Mobile app, Email Print, Remote Print Driver, Scan-to-Cloud), Apple AirPrint ³
Compatible Epson solutions	Epson Print Admin, Epson Remote Services, ERS embedded agent, Epson Device Admin	Epson Print Admin, Epson Open Platform, Document Capture Pro, Document Capture Pro Server, Document Capture for Mac, Epson Remote Services, ERS embedded agent, Epson Device Admin
Interfaces	Wireless LAN IEEE 802.11b/g/n, Wi-Fi Direct, Hi-Speed USB - compatible with USB 2.0 specification, Ethernet Interface (10Base-T / 100Base-TX / 1000Base-T), USB 2.0-A (2x)	Wireless LAN IEEE 802.11b/g/n, Wi-Fi Direct, Hi-Speed USB - compatible with USB 2.0 specification, Ethernet Interface (10Base-T / 100Base-TX / 1000Base-T), USB 2.0-A (2x)
Plain paper size	A4, A5, A6, B5, Letter, Legal, Envelope #10, DL, C6, C5, 9 x 13 cm, 13 x 18 cm, 10 x 15 cm	A4, A5, A6, B5, Letter, Legal, Envelope #10, DL, C6, C4, 9 x 13 cm, 13 x 18 cm, 10 x 15 cm
Paper capacity	Standard: 330-sheets (80-sheet Rear ASF + 250-sheet Front) Optional: 3 x 500-sheet paper tray Max: 1,830 sheets	Standard: 330-sheets (80-sheet Rear ASF + 250-sheet Front) Optional: 3 x 500-sheet paper tray Max: 1,830 sheets
LCD display	6.1 cm colour LCD	10.9 cm colour touchscreen
Power consumption operating / ready / sleep / power off	1.1 W (sleep mode), 25 W (printing), 9.8 W (ready), 0.2 W (power off), TEC 0.17 kWh/week	1.2 W sleep mode), 27 W (printing), 11.7 W (ready), 0.2 W (power off), TEC 0.18 kWh/week
Dimensions (W x D x H)	425 x 535 x 357 mm	425 x 535 x 357 mm
Weight	15.3 kg	18.7 kg

	WorkForce Pro A4 mono	
Model name	WF-M5399	WF-M5899
		
Functions	Single-function (print)	Multi-function (print, scan, copy & fax)
First page out print	25 ppm mono	25 ppm mono
Print speed (ISO)	24 ppm mono	24 ppm mono
Print resolution (maximum)	1200 x 2400 dpi	1200 x 2400 dpi
PCL & PostScript compatible	Yes	Yes
Print from USB	Yes (PDF / TIFF / JPEG)	Yes (PDF / TIFF / JPEG)
Scan speed (ISO)	-	30 ipm mono / colour (simplex), 60 ipm (duplex)
Scan resolution (maximum)	-	1200 x 2400 dpi
Scan functions	-	Email, FTP, Network folders, Microsoft SharePoint®, USB Memory Device and Cloud services (Microsoft SharePoint Online, OneDrive, OneNote, Google Drive and Dropbox) with Epson Document Capture Pro
Copy speed (ISO)	-	22 ipm mono
Zoom ratio	-	25 - 400%, auto fit function
Copy resolution (maximum)	-	600 x 600 dpi (optical) 600 x 1200 dpi
Fax transmission speed	-	Up to 33.6 kbps
Fax memory	-	6 MB / 550 pages
Mobile and cloud printing	Epson Connect (Epson iPrint Mobile app, Email Print, Remote Print Driver), Apple AirPrint ³	Epson Connect (Epson iPrint Mobile app, Email Print, Remote Print Driver, Scan-to-Cloud), Apple AirPrint ³
Compatible Epson solutions	Epson Print Admin, Epson Remote Services, Epson Device Admin	Epson Print Admin, Epson Open Platform, Document Capture Pro, Document Capture Pro Server, Document Capture for Mac, Epson Remote Services, Epson Device Admin
Interfaces	Wireless LAN IEEE 802.11b/g/n, Wi-Fi Direct, Hi-Speed USB - compatible with USB 2.0 specification, Ethernet Interface (10Base-T / 100Base-TX / 1000Base-T), USB 2.0-A (2x)	Wireless LAN IEEE 802.11b/g/n, Wi-Fi Direct, Hi-Speed USB - compatible with USB 2.0 specification, Ethernet Interface (10Base-T / 100Base-TX / 1000Base-T), USB 2.0-A (2x)
Plain paper size	A4, A5, A6, B5, Letter, Legal, Envelope #10, DL, C6, C4, Photo 9 x 13 cm, 13 x 18 cm, 10 x 15 cm, 20 x 25 cm, 16:19 wide, user defined 64 x 127 - 215.9 x 6,000 mm	A4, A5, A6, B5, Letter, Legal, Envelope #10, DL, C6, C4, Photo 13 x 18 cm, 10 x 15 cm, 16:19 wide, user defined 55 x 127 - 215.9 x 6,000 mm
Paper capacity	Standard: 330 sheets Max: 1,330 sheets (250 sheet cassette x1 / 80 sheets MP tray / 500 sheets x2)	Standard: 330 sheets Max: 1,330 sheets (250 sheet cassette x1 / 80 sheets MP tray / 500 sheets x2)
LCD display	6.1 cm colour LCD	10.9 cm colour touchscreen
Power consumption operating / ready / sleep / power off	7 W (ready), 23 W (printing), 7 W (ready), 0.2 W (power off), TEC 0.16 kWh/week	30 W (standalone printing), ISO/IEC 24712 pattern), 1.2 W (sleep mode), 15 W (ready), 0.2 W (power off), TEC 0.19 kWh/week
Dimensions (W x D x H)	425 x 535 x 357 mm	425 x 535 x 357 mm
Weight	15 kg	19.1 kg

Document Scanners

Create a more efficient business environment with the support of a global leader in scanning solutions. Built with performance at its heart, the Epson document scanner range is the ideal solution for high-performance and high-volume scanning.



■ Mobile scanner range

Featuring some of the lightest products in their class, these scanners are ideal for scanning on the go, and keeping productivity high.

- Lightweight
- Automatic document feeder
- Wi-Fi and Wi-Fi Direct
- Built-in lithium batteries
- Correct document skew



■ Sheetfed scanner range

Built with performance at its heart, the Epson sheetfed business scanner range is the ideal solution for organisations adopting hybrid working practices, while maximising productivity.

- High-speed ADF scanning with duplex
- Versatile media handling
- Wi-Fi and network options
- Onboard sensors to prevent errors
- Automatic paper size detection



■ Flatbed scanner range

The flatbed range quickly and easily scans documents virtually any shape or size. Ideal for scanning irregular shapes or fragile items, as well as books and bound media.

- A4 and A3 duplex solutions
- High-speed ADF scanning with duplex
- Scan up to 8,000 pages per day
- Network versions
- Automatic paper size detection

The Epson scanner range is built with performance at its heart, and this is reflected by the built-in technology that makes it even easier to digitise files quickly and securely.

Epson's ScanWay⁴ models have network sharing functionality and support PC-free, standalone operation. This simplifies job workflows and enhances security, as no data is left on the PC.



ScanWay⁴ provides simple, reliable, and secure scanning solutions for scanner operators and administrators.

- Scan to network folder, email, cloud, and USB stick to make digitising and organising files easy.
- Additional shortcut buttons and panel customisation⁵ make individual job identification simple, even if a large number of people share a device. This improves productivity and eliminates manual routing errors.
- User authentication functionality allows multiple users to share scanners, ensuring personal job profiles are instantly accessible for optimal efficiency.



Sometimes, the documents you need to scan have suffered damage, such as scratches, folds, wrinkles and tears. Or they might be thin paper, thick paper, or even booklets. When scanning these documents, there is a risk that paper jams will occur, damaging the documents further. Epson's PaperCare technology reduces these risks, and protects your important documents.

Effortless integration and sharing



Epson scanners are designed for seamless integration into your IT environment with industry standard TWAIN, WIA and ISIS driver support.



With Epson Document Capture software, create dynamic workflows for those in the office or working from home, by scanning and sharing documents to network folders, SharePoint, cloud services or via email. It enables collaboration to all stakeholders regardless of location.




With our Wi-Fi Direct solutions, users can control business scanners with Android and Apple mobile devices through the Epson DocumentScan app. Simple solutions for agile workers and hot-desking.



DOCUMENT SCANNERS RANGE

Model name	Mobile	
	ES-50	ES-60W
		
Scanning speed mono	5.5 s / page	4 s / page
Scanning speed colour	5.5 s / page	4 s / page
Automatic document feeder capacity	1 sheet	1 sheet
Duplex scan	N/A	N/A
ADF paper weight	35 - 270 gsm	35 - 270 gsm
Ultrasonic sensor	N/A	N/A
Scanning resolution (horizontal x vertical)	600 x 600 dpi	600 x 600 dpi
Reliability daily duty cycle	300	300
Interfaces	USB 2 micro B	USB 2.0 / Wi-Fi
Options	N/A	N/A
Light source	ReadyScan LED Technology	ReadyScan LED Technology
Drivers	TWAIN, WIA, SANE, ICA	TWAIN, WIA, SANE, ICA
Software	Epson Scan 2, Epson ScanSmart	Epson Scan 2, Epson ScanSmart
Pull / push scanning ⁶	Pull / push	Pull / push
Output formats	JPEG, PDF, searchable PDF, PDF/A	JPEG, PDF, searchable PDF, PDF/A
Automatic de-skew	✓	✓
Text enhancement	✓	✓
RGB colour enhance	✓	✓
RGB colour dropout	✓	✓
Skip blank page	-	-
A3 stitching	-	-
Punch holes removal	✓	✓
Auto rotation	✓	✓
Weight	270 g (0.27 kg)	300 g (0.3 kg)
Standard warranty	24 months return to base	24 months return to base
Dimensions (W x D x H)	272 x 47 x 34 mm	272 x 47 x 34 mm

A4 Compact

Model name	ES-C320W 	ES-C380W 
Scanning speed mono	30 ppm / 60 ipm	30 ppm / 60 ipm
Scanning speed colour	30 ppm / 60 ipm	30 ppm / 60 ipm
Automatic document feeder capacity	20 sheets	20 sheets
Duplex scan	✓	✓
ADF paper weight	40 - 127 gsm for vertical path; 40 - 413 gsm for straight path	40 - 127 gsm for vertical path; 40 - 413 gsm for straight path
Ultrasonic sensor	✓	✓
Scanning resolution (horizontal x vertical)	600 x 600 dpi	600 x 600 dpi
Reliability daily duty cycle	3,500	3,500
Interfaces	Hi-speed USB - compatible with USB 2.0 specification, Wi-Fi Direct	Hi-speed USB - compatible with USB 2.0 specification, Wi-Fi Direct
Options	Carrier sheet, Cleaning kit	Carrier sheet, Cleaning kit
Light source	ReadyScan LED Technology	ReadyScan LED Technology
Drivers	Epson Scan 2, ISIS	Epson Scan 2, ISIS
Software	NewSoft Presto! Page Manager, Online User Guide, ISIS driver for Windows, Epson Scan 2	NewSoft Presto! Page Manager, Online User Guide, ISIS driver for Windows, Epson Scan 2
Pull / push scanning ⁶	Straight path mode and U-turn mode	Straight path mode and U-turn mode
Output formats	JPEG, TIFF, multi-TIFF, PDF, searchable PDF, secure PDF, PDF/A	JPEG, TIFF, multi-TIFF, PDF, searchable PDF, secure PDF, PDF/A
Automatic de-skew	✓	✓
Text enhancement	✓	✓
RGB colour enhance	✓	✓
RGB colour dropout	✓	✓
Skip blank page	✓	✓
A3 stitching	✓	✓
Punch holes removal	✓	✓
Auto rotation	✓	✓
Weight	1.8 kg	1.9 kg
Standard warranty	12 months return to base	12 months return to base
Dimensions (W x D x H)	296 x 104 x 124 mm	296 x 104 x 124 mm

Model name	A4 Sheetfed		
	DS-530II	DS-570WII	DS-790WN
Scanning speed mono	35 ppm / 70 ipm	35 ppm / 70 ipm	85 ppm / 170 ipm
Scanning speed colour	35 ppm / 70 ipm	35 ppm / 70 ipm	85 ppm / 170 ipm
Automatic document feeder capacity	50 sheets	50 sheets	100 sheets
Duplex scan	✓	✓	✓
ADF paper weight	27 - 413 gsm	27 - 413 gsm	27 - 413 gsm
Ultrasonic sensor	✓	-	✓
Scanning resolution (horizontal x vertical)	600 x 600 dpi	600 x 600 dpi	600 x 600 dpi
Reliability daily duty cycle	5,500	5,500	14,000
Interfaces	USB 3.2, Gen 1	USB 3.0, Wi-Fi	USB 3.2, Gen, 1
Options	Roller assembly kit Carrier sheet x 5	Flatbed scanner dock Roller assembly kit Carrier sheet Cleaning kit	Flatbed conversion kit
Light source	ReadyScan LED Technology	ReadyScan LED Technology	ReadyScan LED Technology
Drivers	TWAIN, WIA, ISIS, SANE, ICA	Epson Scan 2	TWAIN, WIA, ISIS, ICA
Software	Document Capture Pro, Document Capture Pro Server, Document Capture for Mac, Epson Scan 2	Epson Document Capture (Mac only), Epson Document Capture Pro (Windows only), Epson Scan 2	Document Capture Pro, Document Capture Pro Server, Document Capture for Mac, Epson Scan 2, Epson Device Admin
Pull / push scanning ⁶	Pull / push	-	Pull / push
Output formats	BMP, JPEG, TIFF, multi-TIFF, PNG, PDF, PDF/A, searchable PDF, docx, xlsx, pptx	JPEG, TIFF, multi-TIFF, PDF, searchable PDF, secure PDF, PDF/A	BMP, JPEG, TIFF, multi-TIFF, PNG, PDF, PDF/A, searchable PDF, docx, xlsx, pptx
Automatic de-skew	✓	✓	✓
Text enhancement	✓	✓	✓
RGB colour enhance	✓	-	✓
RGB colour dropout	✓	-	✓
Skip blank page	✓	✓	✓
A3 stitching	✓	✓	✓
Punch holes removal	✓	✓	✓
Auto rotation	✓	✓	✓
Weight	3.7 kg	3.7 kg	3.6 kg
Standard warranty	12 months return to base	12 months return to base	12 months return to base
Dimensions (W x D x H)	296 x 169 x 176 mm	296 x 169 x 176 mm	296 x 169 x 167 mm

Model name	A4 Sheetfed		A3 Sheetfed
	DS-970	RR-600W	DS-32000
Scanning speed mono	85 ppm / 170 ipm	35 ppm / 70 ipm	90 ppm / 180 ipm
Scanning speed colour	85 ppm / 170 ipm	-	90 ppm / 180 ipm
Automatic document feeder capacity	100 sheets	100 sheets	120 sheets
Duplex scan	✓	✓	✓
ADF paper weight	27 - 413 gsm	27 - 413 gsm	20 - 413 gsm
Ultrasonic sensor	✓	-	✓
Scanning resolution (horizontal x vertical)	600 x 600 dpi	600 x 600 dpi	600 x 600 dpi
Reliability daily duty cycle	14,000	4,000	40,000
Interfaces	USB 3.2, Gen 1	USB 3.0, Wi-Fi	USB 3.2, Gen 1
Options	Flatbed conversion kit	Roller assembly kit, Carrier sheet, Cleaning kit	Roller assembly kit
Light source	ReadyScan LED Technology	ReadyScan LED Technology	ReadyScan LED Technology
Drivers	TWAIN, WIA, ISIS, ICA	Epson Scan 2	TWAIN, WIA, ISIS, SANE, ICA
Software	Document Capture Pro, Document Capture Pro Server, Document Capture for Mac, Epson Scan 2, Epson Device Admin	Epson ScanSmart / Epson ScanSmart Software, Epson Scan 2, Kofax Power PDF	Document Capture Pro, Document Capture Pro Server, Document Capture for Mac, Epson Scan 2
Pull / push scanning ⁶	Pull / push	-	Pull / push
Output formats	BMP, JPEG, TIFF, multi-TIFF, PNG, PDF, PDF/A, searchable PDF, docx, xlsx, pptx	JPEG, TIFF, multi-TIFF, PDF, searchable PDF, secure PDF, PDF/A	BMP, JPEG, TIFF, multi-TIFF, PNG, PDF, PDF/A, searchable PDF, docx, xlsx, pptx
Automatic de-skew	✓	✓	✓
Text enhancement	✓	✓	✓
RGB colour enhance	✓	-	✓
RGB colour dropout	✓	-	✓
Skip blank page	✓	✓	✓
A3 stitching	✓	✓	-
Punch holes removal	✓	✓	✓
Auto rotation	✓	✓	✓
Weight	3.6 kg	3.7 kg	5.8 kg
Standard warranty	12 months return to base	12 months return to base	12 months return to base
Dimensions (W x D x H)	296 x 169 x 167 mm	296 x 169 x 176 mm	371 x 208 x 219 mm

Model name	A4 Flatbed	A3 Flatbed	
	DS-1630	DS-70000	Expression 13000XL
Scanning speed mono	25 ppm / 10 ipm	70 ppm / 140 ipm	12 s/page
Scanning speed colour	25 ppm / 10 ipm	70 ppm / 140 ipm	12 s/page
Automatic document feeder capacity	50 sheets	200 pages	-
Duplex scan	✓	✓	-
ADF paper weight	50 - 120 gsm	35 - 128 gsm	-
Ultrasonic sensor	-	✓	-
Scanning resolution (horizontal x vertical)	1,200 x 1,200 dpi	600 x 600 dpi	50 dpi to 12,800 dpi (in 1 dpi steps)
Reliability daily duty cycle	1,500	8,000	-
Interfaces	USB 3.2, Gen 1	USB 2.0	USB 2.0 high-speed
Options	-	Network Interface Unit B12B808451 (N model) ⁷	-
Light source	ReadyScan LED Technology	ReadyScan LED Technology	ReadyScan LED Technology
Drivers	TWAIN, WIA, ISIS, SANE, ICA	TWAIN, WIA, ISIS, SANE, ICA	Epson Scan 2
Software	Document Capture Pro, Document Capture Pro Server, Document Capture for Mac, Epson Scan 2	Document Capture Pro, Document Capture Pro Server, Document Capture for Mac, Epson Event Manager (Mac), Epson Scan 2, Sprint 9.0 (Mac OS)	Epson Scan 2, SilverFast Ai ver.8.8
Pull / push scanning ⁶	Pull / push	Pull / push	-
Output formats	BMP, JPEG, TIFF, multi-TIFF, PNG, PDF, PDF/A, searchable PDF, docx, xlsx, pptx	BMP, JPEG, TIFF, multi-TIFF, PNG, PDF, PDF/A, searchable PDF, docx, xlsx, pptx	-
Automatic de-skew	✓	✓	-
Text enhancement	✓	✓	-
RGB colour enhance	✓	✓	-
RGB colour dropout	✓	✓	-
Skip blank page	✓	✓	-
A3 stitching	✓	-	-
Punch holes removal	✓	✓	-
Auto rotation	✓	✓	-
Weight	3.7 kg	26.9 kg	14.3 kg
Standard warranty	12 months return to base	12 months onsite service	12 months return to base
Dimensions - (W x D x H)	451 x 315 x 120 mm	640 x 522 x 289 mm	656 x 458 x 158 mm

EPSON

1 DURABrite Ultra Ink and DURABrite Pro Ink have been certified ISO 11798:2000 by Research Institute of Sweden (RISE). For more information visit www.ri.se

2 Fax optional at an additional cost.

3 AirPrint-enabled printers work with iPhone 4s and later, iPad 2 and later, all models of iPad Air and iPad mini, and iPod touch 5th generation with the latest version of iOS, and Mac with the latest version of OS X.

4 ScanWay is exclusive to DS-790WN and ES-C380W. May require Epson Smart Panel app download. Data usage fees may apply. Compatible mobile device operating systems – for iOS: 11.0 or later; for iPadOS®: OS 13.1 or later; for Android: 5.0 or later.

5 Panel customisation is exclusive to DS-790WN and ES-C380W.

6 Pull / push scanning with Document Capture software suite.

7 Network Interface Unit disables USB interface.

Epson Australia Pty Ltd
www.epson.com.au

Epson New Zealand
www.epson.co.nz

07/2025

ABN: 91 002 625 783